

Am I Ready for the Next Disaster or Emergency?

What Do I Need to Consider to be Prepared for a Disaster?

Pat Heineman, M.S. - University of Delaware/Center for Disabilities Studies

Daniese McMullin-Powell - Disability Rights Activist

Objectives: Action Steps to Personal Preparedness

- Plan with others and Create a Communication Plan
- Put together an Emergency Kit for Home and a Personal Go-Bag
- Complete the My Emergency Care Plan; Ask others to help you

What are your concerns?

- What disaster could you be faced with in your community? How would this disaster affect you?
- Who could help you during a disaster? A family member, a neighbor, a friend, or someone who supports you or lives with you?

Steps to Protect Yourself

- When in a building, know the location for an accessible exit.
- Know what to do, who to call, and if necessary, where to go.
- Be familiar with accessible features of your surroundings.

What are Types of Disasters?


- Pandemic – COVID-19
- Tornado, Hurricane, Earthquake, High winds
- Power Outage
- Flood
- Fire
- Active Shooter/Terrorism
- Nuclear or Chemical Attack Scare

Planning with Others Supports Personal Readiness

<https://www.dhss.delaware.gov/dhss/dph/php/preparednessbuddy.html>

Disaster preparedness starts with each one of us.

We plan better when planning with others.



Communication

- Be able to send and receive real-time information (text alerts, radio, email);
Keep your electronic devices charged.
- If you are at a shelter, would you need an interpreter?
- (PDF) for the Communication Card
<https://drive.google.com/file/d/17F30iouDfkINPrvBiWyGLxQy04fQDp5o/view>

Communication is KEY

<https://news.delaware.gov/files/2018/03/Text-to-911-Fact-Sheet.pdf> (PDF)

Text-to-9-1-1 if unable to call 911

www.smart911.com

Sign up for Smart911



<https://dema.delaware.gov/onlineServices/index.shtml?dc=dens>

Sign up for the Delaware Emergency Notification System (DENS)

What are my options in disasters ?

Will I Stay (Shelter-in-Place)

or

Will I Go (Evacuate)

Sheltering-in-Place or Stay Where You Are

- Do you have enough basic supplies- medications, food, water, hearing aid batteries, other life-sustaining items?
- If using medical equipment, have you discussed with your provider how to function if electricity is required and there is a power outage? Do you have extra batteries, if needed?

Emergency Supply Kit – What to Include?

Water

First aid supplies

Flashlight and batteries

Pet food, medication

Land line and important contact info

Family Disasters Supply Calendar:

<http://delawarepreparedness.pbworks.com/w/file/126826340/Disaster%20Supplies%20Calendar.docx>

Medication

Clothes, blanket, socks

Trash bags; Zip lock bags

Supplies unique to you

Radio, fresh batteries; chargers

Copy of important documents

Evacuation – What to Do If You Have to Leave Your Home or Residence

- If told to leave your home, follow directions.
- Arrange to stay with family/friends outside the area- choose more than one place to go.
- If a shelter opens near you, and you are able to go, bring your Go-Bag.
- Bring food and supplies for your Service Dog; Find out if the shelter accepts your pet.
- Carry emergency items at all times, in case you would need to leave quickly. (Go-Bag)

How Can I Get Evacuation Notices?

- Local law enforcement
- Radio/Hand Crank Radio – Purchase at Walmart, Target and Amazon
- Television
- Delaware Emergency Notification System (DENS)
<https://dema.delaware.gov/onlineServices/index.shtml?dc=dens>

Go-Bag – A Place to Put Important Supplies

Keep your Go-Bag near your exit door.

Water

Change of clothes

Cash- one dollar bills, a few 5 dollar bills

Insurance Information

My Emergency Care Plan Document

Pet/Service animal supplies – extra leash

Medication

Cell phone/charger

Waterproof bag/important papers

Energy bars/light food

Supplies unique to you

Create A Go-Bag for Service Dog or Pet

- ID Collar/**cell phone** number; Picture of you and pet; Leash; Delaware Pet License
- Proof of vaccinations; Contact information and registration information correct; Microchip pet; Include pet's name and address on carrier or collar
- Pet food/water/container/toys/blanket/pet carrier, sanitation needs

<https://www.ready.gov/pets>

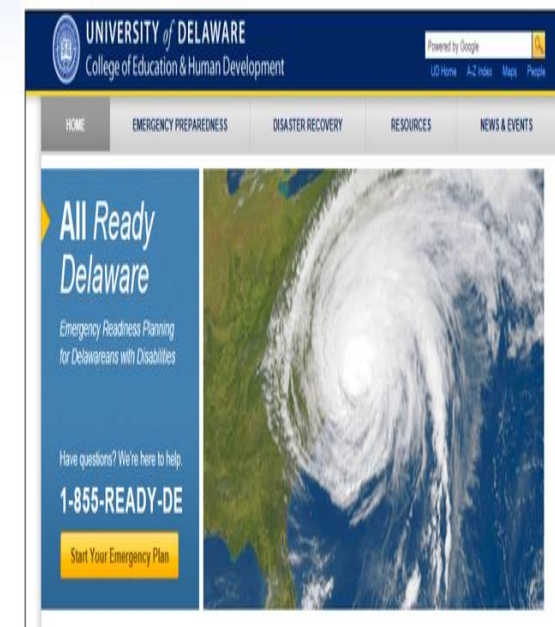
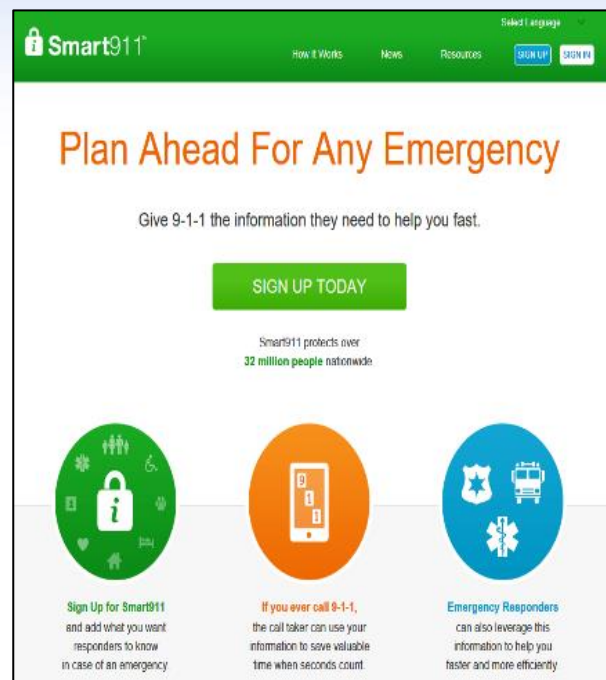

<https://dhss.delaware.gov/dhss/dph/oaw/sdesa.html>

<https://www.servicedogcertifications.org/ada-service-dog-laws/#breeds>

My Emergency Care Plan- Planning for Emergencies

- Keep your personal and medical information in one place.
- List doctor names/phone numbers, medications, your medical history, and what is important to you!
- Organize important information about your health and well being.

Planning Resources



Additional Resources

- Federal Emergency Management Agency (FEMA); www.fema.gov
- Delaware Emergency Management Agency (DEMA); www.dema.delaware.gov
- Citizen Corps: www.Preparede.org
- University of Delaware/Center for Disabilities Studies: www.AllReadyDE.org
- Delaware Dept. of Health/Office of Preparedness :
<https://dhss.delaware.gov/dhss/dph/php/>

Wrap-up/Closing Comments

- Prioritize your personal needs when preparing for disasters and emergencies.
- Plan before disasters; Plan with others.
- Get Involved- ask to be at the table in emergency planning.

Thank You!

Pat Heineman

heineman@udel.edu

Daniese McMullin-Powell

imbest222@aol.com